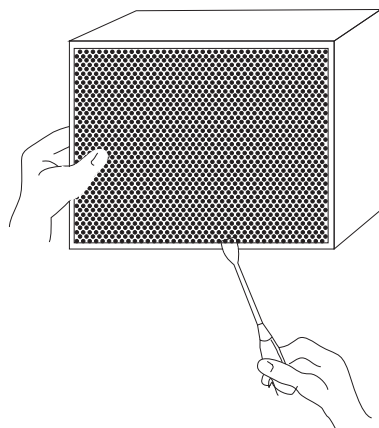
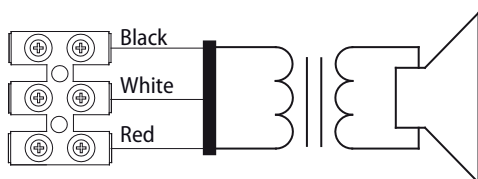


## INSTALLATION MANUAL

- 1 Remove the front grill.

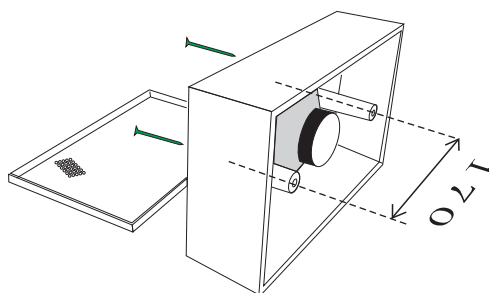


- 2 Connect to speaker to signal line via block terminal.



COLOR	iSpeak 6
Black	COM
White	3 W
Red	6 W

- 3 Fix the loudspeaker on the wall.  
(Distance between the mounting point - 170 mm)



- 4 Mount the grill on the loudspeaker.

