

EclPendant SVW

50W Variable White House light with passive cooling



The **EclPendant S** merges elegant design with cutting-edge, eco-friendly technology, ensuring optimal illumination for any venue. This series of pendant lights offers a diverse range of LED sources, including options in RGB + Warm White, Variable White and single color (3000K, 4000K and 5600K), each featuring a 50-Watt LED that provides high-quality light output, uniform color, and remarkable durability.

Completed by a wide range of optics, accessories, and versatile mounting solutions, the **EclPendant S** adapts to various installation needs. Mounting alternatives include pendant, surface, stem, wall, adjustable bracket, and recessed options. It can be directly wired to mains power (100-240 VAC or 48 VDC) and integrates seamlessly with control protocols like DMX + RDM and DALI, thanks to its accessible terminal blocks.

User-friendly settings are manageable via the unit's onboard GUI, enhancing its functionality. The fixture's wide array of optics and accessories is designed for utmost flexibility and precision, allowing easy on-site changes without complications.

Notably, the **EclPendant S** features a fan-free thermal design, ensuring quiet operation while delivering consistent and robust lumen output throughout its extended lifespan.

*** Please note:** The hanging bracket is not included with the product.

VERSIONS

Code	Housing
ECLPENDANTSVWBK	Black
ECLPENDANTSVWWH	White

TECHNICAL SPECIFICATION

LIGHT SOURCE

- Source: 50 W Variable White LED
- CCT: 2'700K - 6'500K
- Luminous flux: (2'700K) 2'751 lm; (6'500K) 3'580 lm; (FULL) 3'230 lm
- Lux: (2'700K) 651 lx; (6'500K) 850 lx; (FULL) 768 lx @ 5 m
- CRI: 96,8 @ 2'700K; 96,1 @ 6'500K; 95,8 @ full
- R9: 97,9 @ 2'700K; 95,2 @ 6'500K; 82,7 @ full
- TLCI: 98 @ 2'700K; 96 @ 6'500K; 98 @ full
- TM30 Rf: 95,2 @ 2'700K; 90,3 @ 6'500K; 92,3 @ full
- TM30 Rg: 102,3 @ 2'700K; 99,3 @ 6'500K; 102,1 @ full
- Source life expectancy: > 50.000 hrs (L70B10 @ Ta 25° C / 77° F)

OPTICS

- Beam angle: 20°
- Field angle: 40°
- Lens diameter: 100 mm
- Lens type: fresnel lens
- Other: see available accessories

COLOUR SYSTEM

- Colour mixing: tunable white
- CCT: linear CCT control
- Colour wheel: built-in white presets
- Macros: several pre-built macros with adjustable speed

DYNAMIC EFFECTS

- Static mode: selection of static dimmer and color temperature
- Manual mode: manual adjustment of dimmer and strobe
- Auto mode: built-in programs with execution speed adjustment

BODY

- Body: sturdy die-cast aluminium body
- Body colour: RAL 9004 or RAL 9010

CONTROL

- Protocols: DALI Type8, DMX512, RDM
- DMX channels: 1 / 2 / 5 / 9 / 13 channel
- Wireless Control: optional, LumenRadio Timo Fx DMX/RDM compatible with both CRMX (Lumen Radio) and W-DMX (Wireless DMX)
- RDM: RDM for remote monitoring and settings
- Display: Graphic User Interface

MAIN FEATURES

- House light with 50W Variable White LED source with passive cooling
- 100-240 VAC or 48 VDC power input. Control via DALI, DMX, RDM
- Extensive mounting option, optics and accessories available

- Firmware upgrade: yes, via USB - DMX interface (UPBOXPRO/UPBOX1) not included
- Other: 16bit control of dimmer and colour

ELECTRONICS

- Dimmer: linear 0 ~ 100% electronic dimmer
- Dimmer curves: 4 selectable dimming modes available
- Strobe / shutter: 1-30 Hz, electronic
- Operating temperature: -10° ~ +45°
- LED Control: flicker free frequency with adjustable PWM
- Selectable PWM: 600 ~ 40.000 Hz

ELECTRICAL

- Mains power supply: 100-240V - 50/60Hz
- Low Voltage DC mains: DC 48V for emergency light use
- Max power consumption: 63 W
- Output (at 230V): 21 units on a single power line
- Power factor: > 0,90

PHYSICAL

- IP rating: 20
- Cooling: Heatsink with heat pipes, passive cooling and fan-free
- Suspension and fixing: bracket for hanging and positioning (bracket not included on the product)
- Signal connection: Screw terminal block
- Power connection: Screw terminal block
- Dimensions (WxHxD): 135x300x135 mm
- Weight: 3 kg

CERTIFICATIONS / APPROVALS

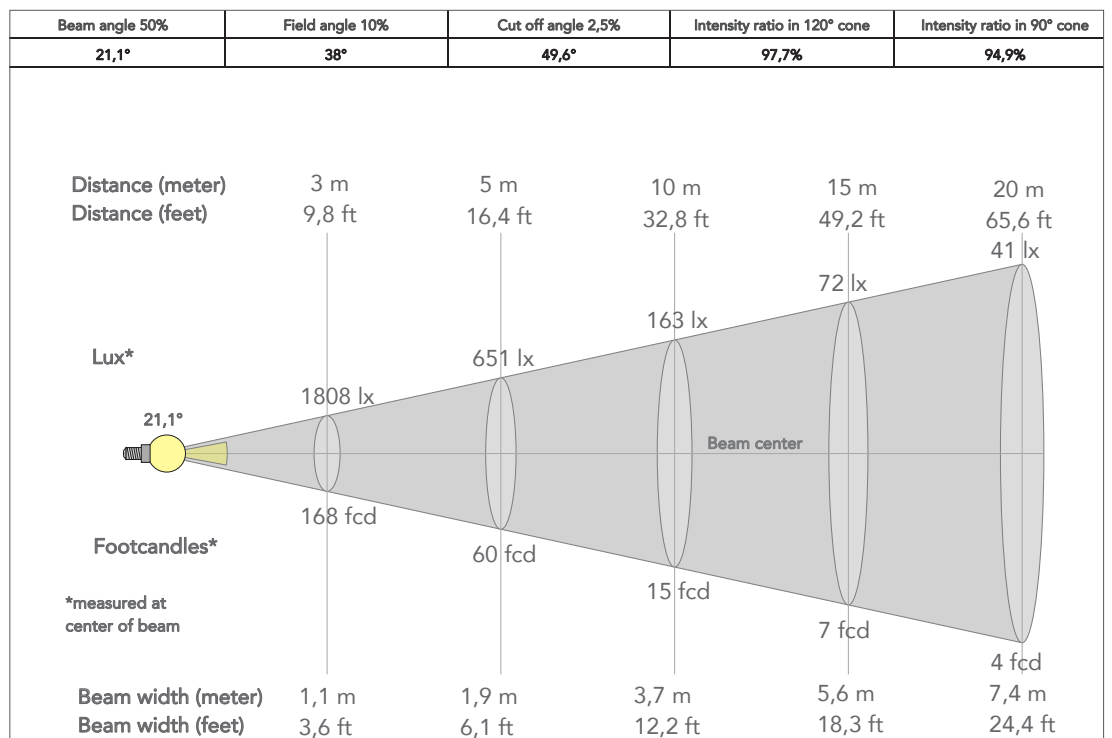
- Certifications / Approvals: CE, RCM, FCC, cTUVus

ACCESSORIES & RELATED PRODUCTS

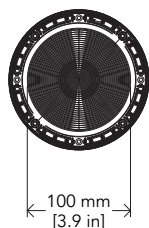
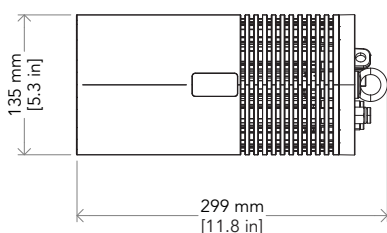
- ECLPENDSLENS20/40/60 ECLPENDANTS series lens 20°/40°/60°
- ECLPENDSHGBRKBK/WH Hanging bracket for ECLPENDANTS series, black/white housing
- ECLPENDSRECKITBK/WH Ceiling recessed kit for ECLPENDANTS series, black/white housing
- ECLPENDSHSNOOTBK/WH Half snoot for ECLPENDANTS series, black/white housing
- ECLPENDSFSNOOTBK/WH Full snoot for ECLPENDANTS series, black/white housing
- ECLPENDSHLOUVBK/WH Honeycomb louvre for ECLPENDANTS series, black/white housing
- ECLPENDSCLOUVBK/WH Concentric louvre for ECLPENDANTS series, black/white housing
- ECLPENDWALLBRKBK/WH Wall mounting bracket for ECLPENDANT series, black/white housing
- ECLPENDWALLBRKA Ring adapter for ECLPENDWALLBRK (not included)
- ECLPENDSCEILKITBK/WH Ceiling adapter kit for ECLPENDANTS series, black/white housing
- UPBOX1UP5 Firmware uploader kit, USB IN, 5p XLR DMX OUT, DMX OUT
- 9513FXWL03 Ass. 3x2.5mm TH07 cable, 16A 3p 230V CEE plug, MENAC3FXW socket, L.3 m
- 9533FXWL03 Ass. 3x2.5mm TH07 cable, SHUKO plug, MENAC3FXW socket, L.3m
- 958225L03 3x2.5mm TH07 Cable, 16A 3p PwCon MXW, 16A 3p PwCon FXW, L. 3m
- C6002B Slim aluminum clamp, 200kg loading, 48-51mm tubes, M10 bolt, Black
- RSR0630B Steel security cable for hanging bodies, inox steel shackle, L=60 cm, black
- TOUR53415L03 Dmx cable HC5340. CANC5MXX XLR 5p->CANC5FXX XLR (f) 5p, L.3m

PRESET 2700K FULL ON

Beam angle 50%: 20°



TECHICAL DRAWINGS



CERTIFICATIONS / APPROVALS



Conforms to UL STD. 1573
Certified to CSA STD: C22.2 NO. 166

Visit our website for specifications and tech documentations

