



PixLite[®] R1F-S

Long Range Receiver

KEY FEATURES

- Receive Data up to 300m from Transmitter
- Up to 6 Universes of Clocked or Data-Only Pixels
- Extended operating voltage range (5-48V)
- High pixel current pass through (up to 10A)
- Power LED Indicator
- Electrical Fault Protection on all Ports
- Compact Form Factor
- Versatile Mounting Options

Made in Australia

5 Year Warranty



PixLite® R1F-S

Long Range Receiver

PRODUCT OVERVIEW

The PixLite R1F-S is a pixel LED controller that's built to last and has all the protection one needs for peace of mind with professional installations.

Paired with a PixLite T16X-S Mk3 controller, the PixLite R1F-S receives differential data and converts it into a pixel ready signal. Perfect for professional installations, particularly when the LEDs will be separated by some distance.

A CLOSER LOOK AT THE RECEIVER

1 FULL PIXEL OUTPUT

1 output suitable for clocked or data-only pixel LEDs (see next page for details).

FAULT PROTECTION

Features electrical fault protection on all inputs and all pixel output lines, resulting in higher reliability and less equipment failures over time. See details on next page.

VERSATILE MOUNTING & SMALL FORM FACTOR

Compact, lightweight, slimline unit designed for mounting in tight spaces. Use the included mounting accessories for mounting to a DIN rail, tube surface, or flat surfaces.

CONTENTS

PixLite R1F-S

Installation Guide

Mounting Kit

CERTIFICATIONS



COMPATIBLE TRANSMITTERS

PixLite T16X-S Mk3



PixLite® R1F-S

Long Range Receiver

SPECIFICATIONS

PHYSICAL

Pixel Outputs	1 x Powered
Data Input (From PixLite Transmitter)	1 x RJ45
Dimensions (excluding connectors)	72 x 39 x 31mm
Weight	0.054kg
Enclosure	Polycarbonate - Black
Mounting	Using the included mounting accessories: Flat surface, tubular surface >38mm diameter, DIN rail

POWER

Input Power	5V - 48V DC
Per Output Current Limit	10A
Total Current Limit	10A
Power Source <10A capacity	No fusing required
Power Source >10A capacity	fusing required

FAULT PROTECTION

Electrostatic Discharge (ESD)	All ports protected
Power Input	Reverse polarity protected (LED load unprotected)
Data Input	+/- 48V DC fault protection (signal to common)
Pixel Output Clock/Data	+/- 48V DC fault protection

PIXEL DATA

EXPANDED MODE DISABLED / ENABLED

(Limits are set by the configuration of the transmitter)

Pixel Outputs	1	/	2
RGB Pixels per Output	1020	/	510
RGBW Pixels per Output	768	/	384
Universes per Pixel Output	6	/	3
Total Pixel Universes	6	/	6

THERMAL

Storage Temperature	-20°C to +55°C
Ambient Operating Temperature	-20°C to +55°C

CERTIFICATIONS & MARKS

North America & Canada	ETL Listing (UL62368-1)
North America	FCC
Canada	ICES3
United Kingdom & Europe	RoHS 3
Europe	CE
United Kingdom	UKCA
Australia & New Zealand	RCM


Refer to the Product User Manual for a full list of the standards used in compliance testing.

INSTALLATION

Refer to installation instructions in the Product User Manual for acceptable use and storage requirements.

Standard	Indoors Only
With Conformal Coating	May be installed outdoors when installed inside a weatherproof enclosure

OVERALL DIMENSIONS

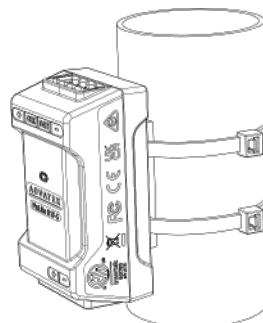
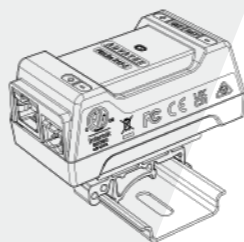
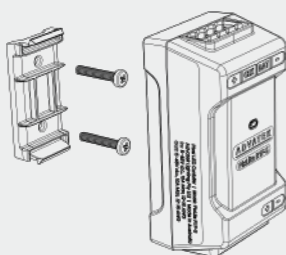


MOUNTING OPTIONS

Flat Surface Mount

DIN Rail Mount

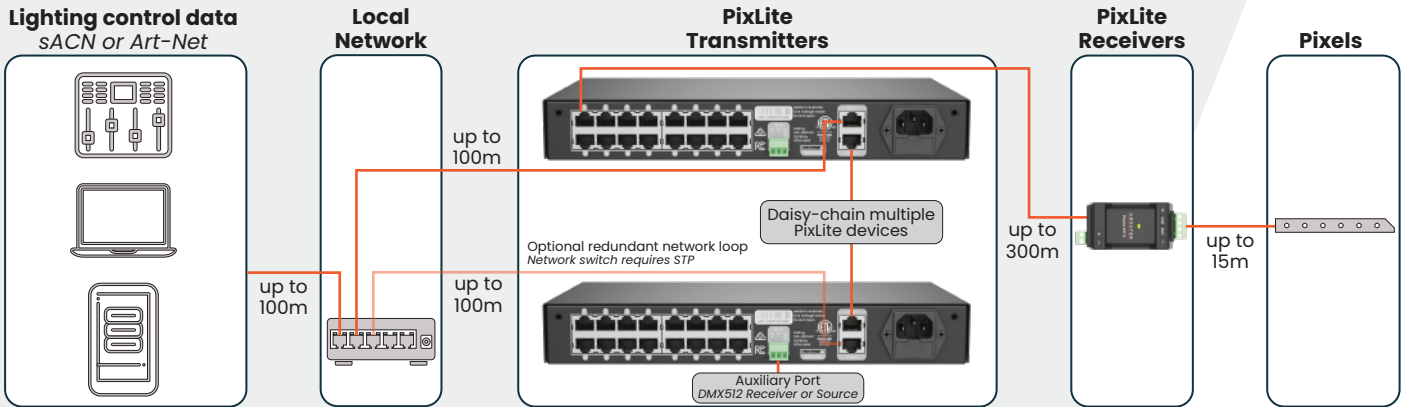
Tubular Surface Mount



PixLite® R1F-S

Long Range Receiver


TYPICAL WIRING DIAGRAM



RECOMMENDED R1F-S LONG RANGE SYSTEMS


Expanded Mode Disabled

Any pixel type
1020 RGB / 768 RGBW pixels per run

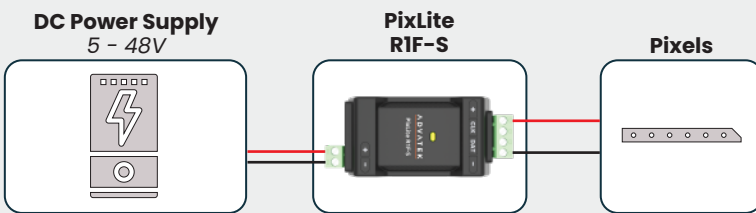


Expanded Mode Enabled

Data-only pixel types
510 RGB / 384 RGBW pixels per run



POWERING PIXELS



Output fusing required if power supply is greater than 10A

ORDER CODES

PixLite R1F-S PIXRIFS
PixLite R1F-S with Conformal Coating PIXRIFS-CC

CONNECTIONS TO PIXELS

Normal Usage	Expanded Mode	Differential DMX512	Select Pixels ²
+	+	+	+
Clock ¹	Data 1	DMX D-	Backup
Data	Data 2	DMX D+	Data
-	-	-	-

¹ For pixels that do not have a clock input, this pin is not connected.

² Many pixels with a backup data input do not require it to be connected to the PixLite as shown. See pixel glossary on the Advatek website to confirm pixels which require a backup connection to the PixLite.