

# GalleryEclipse FC

60 W compact LED profile with on-board zoom lenses



**GalleryEclipse** is a compact LED ellipsoidal luminaire designed for gallery, product and shop window lighting. Featuring a beautiful controllable beam and stunning aesthetics; the **GalleryEclipse** is a flexible tool for commercial and product lighting.

## MAIN FEATURES

- 19° to 36° on-board zoom with full shutters
- 1 x 60 W RGBW LED source
- Optional track adapter and on-board wireless DMX receiver

## VERSIONS

Code	Housing
<b>GALLERYECLIPSEBFC</b>	Black
<b>GALLERYECLIPSEWFC</b>	White

## TECHNICAL SPECIFICATION

### LIGHT SOURCE

- Source: 60 W RGBW Osram LED
- Luminous flux: (19°) 458 lm - (36°) 570 lm
- Lux: (19°) 570 lx @3 m full
- Lux: (36°) 166 lx @3 m full
- Source life expectancy: > 30.000 h

### OPTICS

- Zoom: 19° ~ 36° manual
- Lens type: high-quality glass lens optics
- Focus: manual

### COLOUR SYSTEM

- Colour mixing: RGBW / FC
- CTC: CTC control through independent DMX channel
- White presets: 2.800 K -10.000 K
- Colour wheel: virtual colour wheel with presets

### DYNAMIC EFFECTS

- Gobo size: E, outer: 37,3 mm - image: 26 mm - thickness: 1,1 mm
- Static colour mode: selection of static colour
- Manual colour mode: manual adjustment of colour
- Auto mode: built-in programs with execution speed adjustment

### BODY

- Hardware on-board: tilt lock on arm
- Body: sturdy die-cast aluminium body conceived for long-time durability
- Body colour: black

### CONTROL

- Protocols: W-DMX
- DMX channels: 4 / 6 / 11 channel
- W-DMX: included, wireless solution receiver
- Display: black OLED high resolution display

### ELECTRONICS

- Dimmer: linear 0 ~ 100% electronic dimmer
- Dimmer curves: 4 different dimming curves available
- Strobe / shutter: 1 - 30 Hz, electronic
- Operating temperature: -10° ~ +45°
- Flicker: flicker free operation

### ELECTRICAL

- Power supply: 100-240 V – 50/60 Hz
- Power consumption (at 230 V): 43,5 W
- Power consumption (at 120 V): 43,8 W

### PHYSICAL

- Cooling: natural cooling of the peculiar chassis and to absence of fans
- Data connection: W-DMX
- Power connection: moulded IP power IN connector
- IP rating: 30
- Dimensions (WxHxD): 195X293x338 mm
- Weight: 2,9 kg


## ACCESSORIES & RELATED PRODUCTS

- GALLERYECLIPSEGH: Gobo holder for GALLERYECLIPSE profiler series (included)
- WDBBOX: WDMX battery transmitter, mini 5p DMX and WIFI IN, 2,4 GHz, 0,4 kg

- TRACKADA: Track adaptor


**COLOUR PRESET FULL ON**

Beam angle 19°

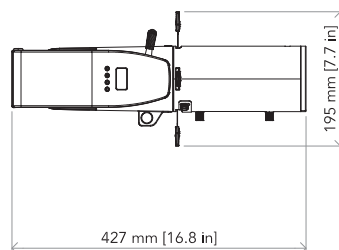
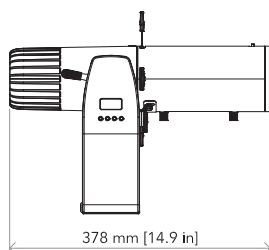
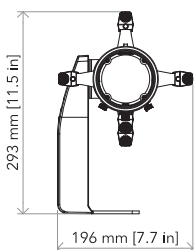


**COLOUR PRESET FULL ON**

Beam angle 36°



**TECHICAL DRAWINGS**



For more product info and downloads visit our website

