

CX-500F / MA-500

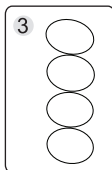
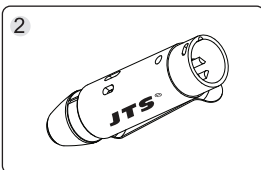
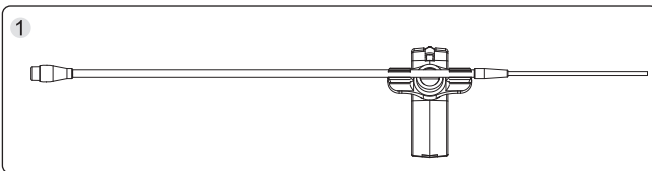
Condenser Instrument Microphone / Phantom power Adapter

The CX-500F is built with full range omni directional capsule with golden plating in and outside. The flat frequency response reproduces all types of flutes. Dynamic design of mic holder can firmly mount CX-500F to flutes with different sizes while the dual injection design prevent the flute from scratch. The flexible mini gooseneck renders a desirable miking position while minimizes air stream noises and blasts.

- Omni directional pick up pattern
- Flat frequency response
- Versatile mount clip
- Terminated with 4 pin mini XLR for easy wireless application
- Phantom power adapter with low cut and pad provided for wired application

Parts Identification

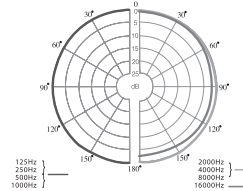
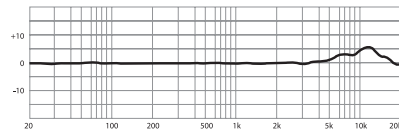
- 1 CX-500F Miniature microphone: 1 piece
- 2 MA-500 Adapter: 1 piece
- 3 Windscreens : 4 pieces



Specification

CX-500F

Type.....	Omni-directional Condenser
Frequency Response....	20~20,000 Hz
Sensitivity (at 1,000Hz)	-58±3dB*(1.25mV)*0dB=1V/μbar
Impedance.....	1.5kΩ
Max.SPL for 1% T.H.D.	130 dB
Signal-To-Noise Ratio	68 dB
Output Connector.....	4P Mini XLR
Power Supply.....	1-5 VDC
Current Consumption	≤0.05mA
Weight.....	8 grams (including cable)
Dimensions(mm).....	Ø6mm(W)*171mm(H)

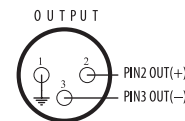
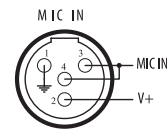


MA-500

MIC Input.....	4P Mini XLR(Male)
Output.....	XLR(Male)
Phantom Power.....	12~48V
PAD.....	-10dB
Low Cut.....	100Hz -6dB 400Hz -4dB
Frequency Response	30~20,000Hz
Impedance.....	220Ω
T.H.D.....	<0.045%@1KHz -50dB
S/N.....	>95 dB
Weight.....	40g
Dimensions(mm).....	Ø20mm*94.5mm(H)

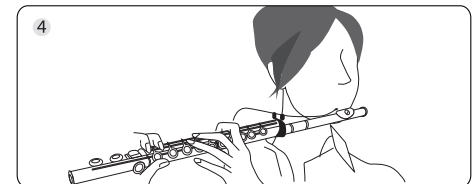
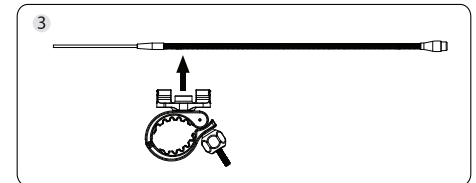
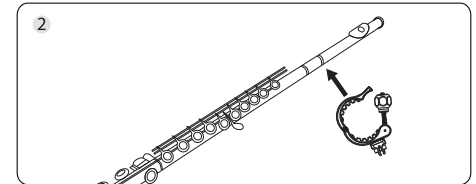
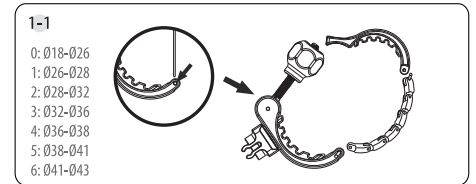
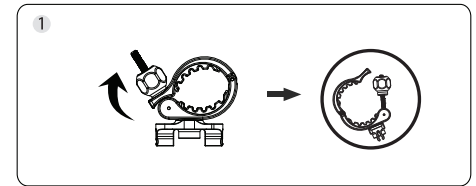
Input: 4P Mini XLR (Male)
Pin 1: GND
Pin 2: V+
Pin 3,4: Audio signal

Output: XLR (Male)
Pin 1: GND
Pin 2,3: Audio signal
(Phantom Power Supply)



User Manual

- 1 Open the rotational button on the fixing clip.
- 1-1 In case the flute diameter exceeds the clip's please add the bundled extra bracelet onto the clip as fig 1-1
- 2 Place the fixing clip into the flute and fasten the rotational button.
- 3 Place the CX-500F into the fixing clip.
- 4 Adjust the position of CX-500F gooseneck microphone, and it is then ready.



Please maintain the temperature in proper status it helps the Subminiature Condenser Instrument Microphone to lengthen its life. Using the part and adapter made from JTS to ensure the unit quality and lifetime. Do not attempt to employ non-standard adapters or connectors as you might damage the unit