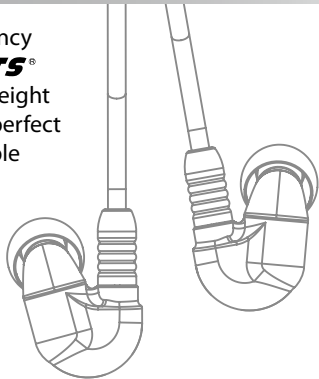


IE-5

MONITORING EARPHONE

**HI-DYNAMICS, HI-DEFINITION, LOW-NOISE
ACCURATE AUDIO REPRODUCTION EARPHONE**

The excellent **IE-5** with Full-range Frequency Precise Driver is specially designed for **JTS**[®] wireless in ear monitoring system. Lightweight and Ergonomic design, the **IE-5** is also a perfect choice for other audio sources and portable devices.

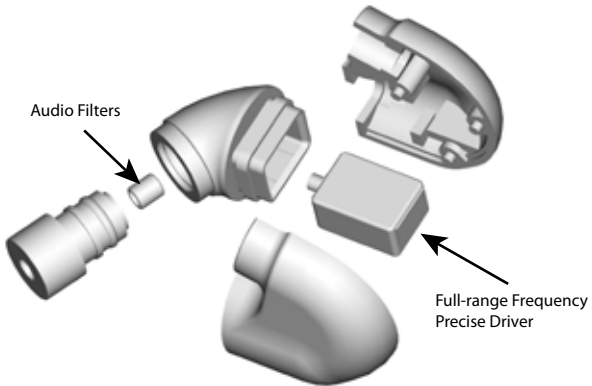


JTS[®]
JTS PROFESSIONAL CO., LTD.

Hear The Future.....Now!

Full-range Frequency Precise Driver

- (1) Full-range Frequency Precise Driver
- (2) Audio Filters: acoustically-engineered filter shapes the frequency response.



PREPARING PROCEDURE

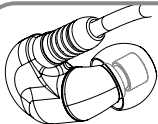
A. CHOOSING AN EARPHONE SLEEVE

IE-5 comes with a set of sleeves. Before installing, make sure the sleeves you use are easy to insert and remove from your ear, and are comfortable to wear.



Soft Flex Sleeves

In small, medium, and large sizes.



Make sure the earphone sleeves are completely installed in the earphone stem. If any part of nozzle is exposed, the sleeves are not installed properly.



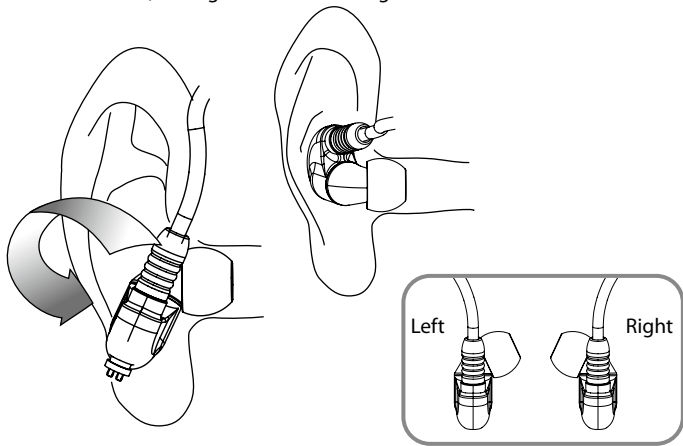
B. WEARING THE EARPHONES

Put the audio cable over the ear.



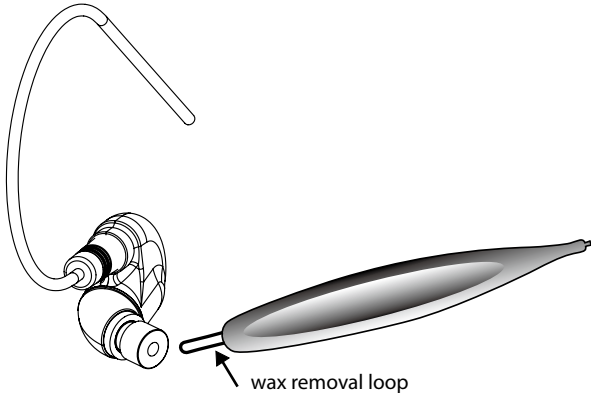
C. INSERTING THE EARPHONES

Insert the earphone into the ear canal with the cable facing up, and slightly twist it backward, feeling the sleeves sealing the ear canal.



CLEARING ROD GUARD

Remove the sleeves from the earphone before cleaning the wax. Smoothly insert the wax removal loop into the nozzle, and peel off the wax inside. Be careful not to damage the internal earphone sound filter when cleaning.



HEARING HEALTHCARE

Listening to audio at excess sound level can cause permanent hearing damage. We strongly recommend that using as low a volume as possible.









Noise included hearing loss (NHIL) is a function of three factors: Exposure Time, Average noise level and Peak level of very loud sounds, and is measured under the assumption of no exposure to levels over 85 dB the rest of the day. The following guidelines are established by OSHA (Occupational Safety and Health Administration) and more conservative EE (Equal Energy) approach.

Db SPL	85	88	90	94	95	97	100	105	110	115	120
OSHA			8hr		4hr	3hr	2hr	1hr	30min	15min	7.5min
EE	8hr	4hr		1hr		30min		15min			

No two individuals have exactly the same hearing sensitivity, and any measure is based on “Average” person. Some people may be more susceptible to hearing loss. We strongly recommend that using as low a volume as possible.

IE-5 can significantly reduce ambient sound level around 25 dB when worn properly. As a result, it can reduce the sound level to 85 dB from a normal stage volume, 110 dB. If the earphone is pushed to replicate stage volume, the benefits of **IE-5** on protecting hearing loss would be limited. We want you enjoying the music lifetime!

-  **Do not use when a failure to hear the ambient noise could be hazardous, such as while operating vehicles or heavy machine, while bicycling, jogging, or walking near traffic.**
-  Prior to inserting the earphone, always recheck whether the sleeves are firmly attached on the nozzle. When inserting or removing the earphone, please twist it in or out slowly. Never pull on the earphone cord.
-  If a sleeve becomes lodged inside your ear, seek professional medical assistance to remove it.
-  While using the earphone, make sure the volume level is proper, and would not damage your ears. Ringing or humming in the ear may be the symptom of excess sound level, please try to low the volume.
-  When connecting the earphone in the airplane, use as low a volume as possible so that the voice from the pilot would not cause discomfort.
-  Checked by an audiologist on a regular basis and in any other situations that make you discomfort in wearing the earphone.

CARE AND MAINTENANCE



Avoid dropping or strong impact on the earphone.



Always store **IE-5** in the provided case and keep it from water or dusty environment.



Do not exposure the earphones and sleeves to temperature extremes, such as a closed vehicle in the sun.



Do not leave the cord under any situation that it may be tripped over or pulled out accidentally.



Change the sleeves regularly. The sleeves are designed to be used more than once, but should be replaced when they become solid or start to lose their elasticity.



Never use any other tool to probe the nozzle except wax removal loop that is included. While wipe the earphone or sleeves, use mild antiseptic to avoid infection, do not use alcohol disinfectants.

TECHNICAL SPECIFICATIONS

Driver: Single balanced armature

Frequency response: 20~13,000HZ

Impedance: 13 Ω

Sensitivity (at 1000 kHz): 115 dB/mW

Distortion: Less than 0.3%

Cord length: 148cm

Net weight: 5 grams (excluding cable)

Output connector: \varnothing 3.5 stereo plug

Standard: Carrying Case

JTS[®] warrants that this product will be free from defects in materials and workmanship for one year. Please contact your local dealer if the product counters any problem. Make sure to return the proof of purchase date with any warranty claim.



JTS[®] PROFESSIONAL CO., LTD

No.148, Gongye 9th Rd., Dali Dist., Taichung City
41280, Taiwan (R.O.C.)

TEL:886-4-24938803 FAX:886-4-24914890

E-mail:jts@jts.com.tw

www.jts.com.tw