

# Crowd barriers

---

---

## Safety and comfort

Crowd barriers are commonly used at events calling for demarcation or prohibition of access to and from open spaces. LITEC is pleased to present its brand new crowd barriers series. They are made in aluminium, a durable and absolutely environmental friendly material. They are foldable, easy to remove, store, transport and install and disassemble. They distinguish themselves for their high quality, corrosion and aging resistance, offering a combination of optimum safety and comfort for both the audience and rescue personnel.

They are connected one by one, and feature extended footboard to make the barriers more stable as well as an adjustable corner. The slope on front board avoids accidental tripping. Here below you will find the first models. Our engineering staff is designing a complete range of products that will be available soon.

Standard module	276
Standard half module	276
Adjustable corner module	277
Gate access & cable slot module	277
Cable access module	278
Vario light module	278
Vario light with 15 cm module	279
Trolley module	279
Outside corner 90° module	280
Inside corner 90° module	280
Inside corner 30° module	281
Single gate access module	281
Two entrance check point	282
Emergency gate module	282
90° Compensator	283
Height adjustable adaptor	283



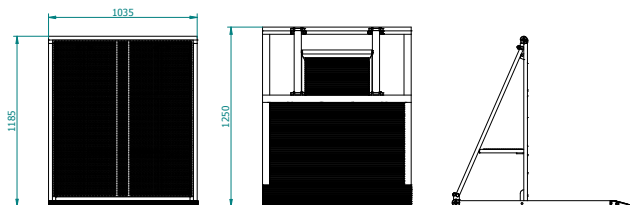
## Standard module

They are standard lightweight crowd control systems. They can be bolted together for one firmly anchored fence that will remain in place even in very agitated situations. They fold flat after use and can be stacked on dollies or easy transport and storage.

Each barrier weighs 40.3 kg and measures 1035x1250x1185 (H) mm.

### Crowd barrier – Standard module

Code	→	CWB-B
Material	→	Aluminium alloy EN AW-6082 T6
Dimensions	→	1035 x 1250 x 1185 (H) mm
Weight	→	40.3 kg
Connection kit	→	included

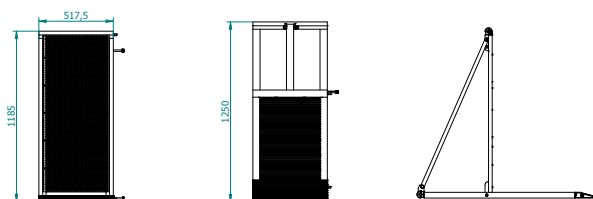


## Standard half module

Foldable, all aluminium barrier that's half the size of a standard barrier. Bolts together with single modules for a unified, firmly anchored barrier that withstands unruly crowds. Fold flat after use and stack on dollies for convenient transport and storage. Each barrier weights 20.8 kg and measures 518x1250x1186 (H) mm.

### Crowd barrier – Standard half module

Code	→	CWB-BH
Material	→	Aluminium alloy EN AW-6082 T6
Dimensions	→	518 x 1250 x 1186 (H) mm
Weight	→	20.8 kg
Connection kit	→	included

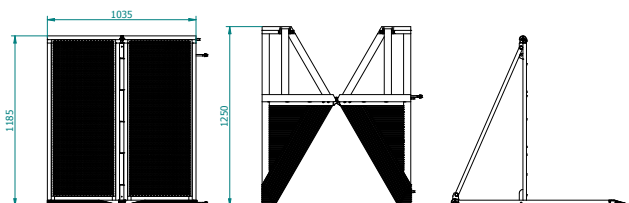


## Adjustable corner module

0° / +60° / -60°

Apart from the standard section, the barrier can be delivered in several corner types to meet any environment requirements. It folds flat after use and can be stacked on dollies for easy transport and storage.

Each barrier weighs 48 kg and measures 1035x1250x1185 (H) mm.

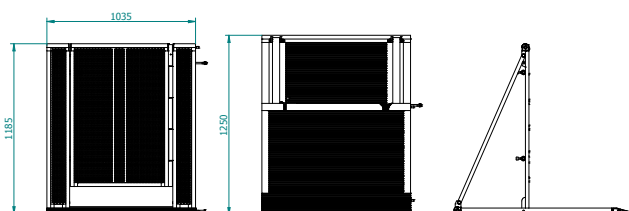


### Crowd barrier – Adjustable corner module 0° / +60° / -60°

Code	→	CWB-VC
Material	→	Aluminium alloy EN AW-6082 T6
Dimensions	→	1035 x 1250x1185 (H) mm
Weight	→	48 kg
Connection kit	→	included

## Gate access & cable slot module

Crowd barriers are used ad hoc when audiences and spectators need to be held at a distance, but sometimes you need to have an easy access. This is the case with this variant provided with a gate. LITEC crowd barriers ensure safety, high quality and ease of use with ergonomics and easy handling. They fold flat after use and can be stacked on dollies for easy transport and storage. Each barrier weighs 45 kg and measures 1035x1250x1185 (H) mm.



### Crowd barrier – Gate access & cable slot module

Code	→	CWB-DC
Material	→	Aluminium alloy EN AW-6082 T6
Dimensions	→	1035 x 1250 x 1185 (H) mm
Weight	→	45 kg
Connection kit	→	included

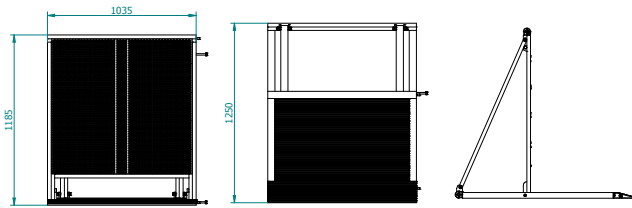


## Cable access module

Crowd barriers are used at sports events, political rallies, parades, demonstrations, and outdoor and indoor performances. This model can hold cables for a safe way of laying and protecting cables, hoses and ducts. All profiles have soft, rounded edges for maximum comfort. They fold flat after use and can be stacked on dollies for easy transport and storage. Each barrier weighs 49.3 kg and measures 1035 x 1250 x 1185 (H) mm.

### Crowd barrier – Cable access module

Code	→	CWB-BC
Material	→	Aluminium alloy EN AW-6082 T6
Dimensions	→	1035 x 1250 x 1185 (H) mm
Weight	→	49.3 kg
Connection kit	→	included



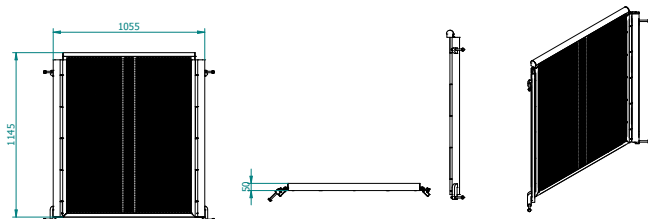
## Vario light module

A double-hinged corner without floorplate, the Vario Light module is a vertical part that connects with other barriers sections. This enables the Vario Light module to angle in any shape wanted varying from  $-90^\circ$  to  $+90^\circ$ .



### Crowd barrier – Vario light module

Code	→	CWB-VL
Material	→	Aluminium alloy EN AW-6082 T6
Dimensions	→	1055 x 1145 mm
Weight	→	20 kg
Connection kit	→	included

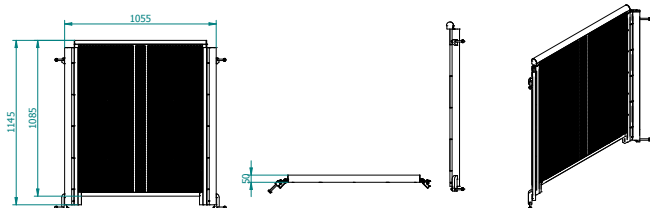


## Vario light with 15 cm module



A double-hinged corner without floorplate, the Vario Light module is a vertical part that connects with other barriers sections. Barrier module with 15 cm cable slot. 0° to 90° adjustable angle for variable adjustment.

### Crowd barrier – Vario light with 15 cm module



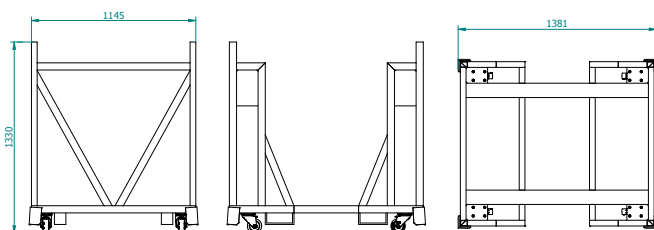
Code	→	CWB-VLC
Material	→	Aluminium alloy EN AW-6082 T6
Dimensions	→	922 x 250 x 1186 (H) mm
Weight	→	19.1 kg
Connection kit	→	included

## Trolley module



A quality aluminum trolley has been developed to hold 10 folded standard crowd barriers. Crowd barriers folded flat are easily stored and transported in the trolley.

### Crowd barrier – Standard single unit

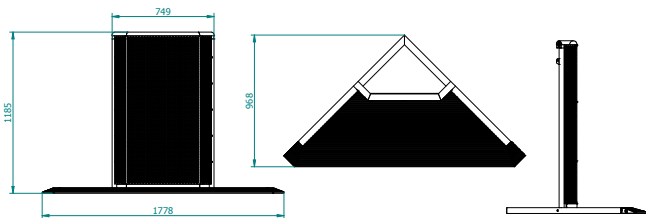


Code	→	CWB-CART
Material	→	Aluminium alloy EN AW-6082 T6
Dimensions	→	1360 x 1155 x 1272 (H) mm
Weight	→	59 kg



## Outside corner 90° module

Barrier module for cretaing 90° outside corners. Bolts together with single modules for a unified, firmly anchored barrier that withstands unruly crowds. Fold flat after use and stack on dollies for convenient transport and storage.

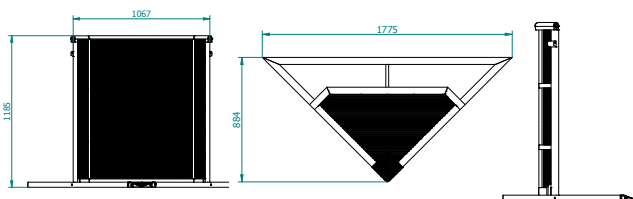


### Crowd barrier – Outside corner 90° module

Code	→	CWB-OC90
Material	→	Aluminium alloy EN AW-6082 T6
Dimensions	→	968 x 1778 x 1186 (H) mm
Weight	→	30.4 kg
Connection kit	→	included

## Inside corner 90° module

Barrier module for cretaing 90° inside corners. Bolts together with single modules for a unified, firmly anchored barrier that withstands unruly crowds. Fold flat after use and stack on dollies for convenient transport and storage.

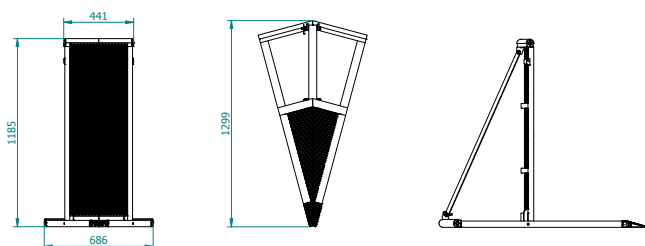


### Crowd barrier – Inside corner 90° module

Code	→	CWB-IC90
Material	→	Aluminium alloy EN AW-6082 T6
Dimensions	→	884x1 775 x 1186 mm
Weight	→	27.5 kg
Connection kit	→	included

## Inside corner 30° module

Barrier module for creating 30° inside corners. Bolts together with single modules for a unified, firmly anchored barrier that withstands unruly crowds. Fold flat after use and stack on dollies for convenient transport and storage.

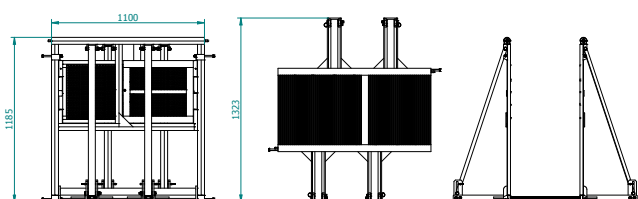


### Crowd barrier – Inside corner 30° module

Code	→	CWB-VLC
Material	→	Aluminium alloy EN AW-6082 T6
Dimensions	→	686 x 1250 x 1186 (H) mm
Weight	→	15.8 kg
Connection kit	→	included

## Single gate access module

The single gate barrier module is the right choice when you need only one access point for crowds entering live events. Bolts together with single modules for a unified, firmly anchored barrier. Fold flat after use and stack on dollies for convenient transport and storage.




### Crowd barrier – Single gate access module

Code	→	CWB-SGA
Material	→	Aluminium alloy EN AW-6082 T6
Dimensions	→	1323 x 1100 x 1186 (H) mm
Weight	→	57.6 kg



## Two entrance check point



A safe and secure check point with two entry points. Easy to move, store, transport, install and disassemble. All aluminium construction offers you extreme durability during all seasons, as well resistance to aging and corrosion.

### Crowd barrier – Two entrance check point

Code	→	2x CWB-B + 4x CWB-90C + 2x CWB-SGA
Material	→	Aluminium alloy EN AW-6082 T6
Connection kit	→	included

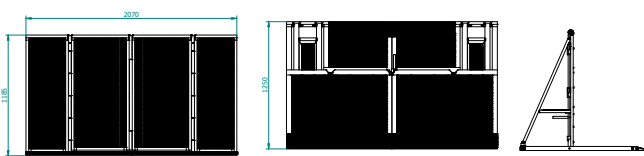
## Emergency gate module



Emergency Gate Module provides immediate access to your audience when it counts the most. Footsteps above the deck allow for easier lifting of persons with health issue over the barrier and two separate door gates provide a convenient 115 cm entrance/exit point for your staff before, during and after the event.

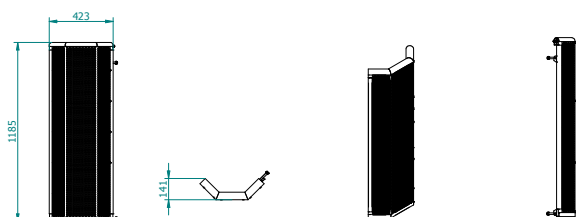
### Crowd barrier – Emergency gate module

Code	→	CWB-EG
Material	→	Aluminium alloy EN AW-6082 T6
Dimensions	→	2070 x 1250 x 1186 mm
Weight	→	100.8 kg
Connection kit	→	included



## 90° Compensator

The compensator serves as a standing area between the two entry points of the Two entrance check point and to connect the entry point to the standard barrier.

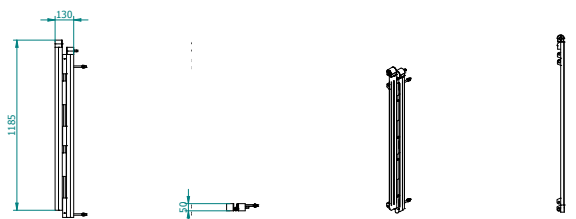


### Crowd barrier – 90° Compensator

Code	→	CWB-90C
Material	→	Aluminium alloy EN AW-6082 T6
Dimensions	→	425 x 141 x 1186 (H) mm
Weight	→	8.1 kg
Connection kit	→	included

## Height adjustable adapter

LITEC's height adjustable adapter ensures that your barrier modules are stable and secure on uneven ground and other types of challenging terrain.



### Crowd barrier – Height adjustable adaptor

Code	→	CWB-LHA
Material	→	Aluminium alloy EN AW-6082 T6
Weight	→	4.3 kg
Connection kit	→	included