

# EclProfile FWVW

High quality Variable White LED ellipsoidal, with linear CCT 2.700 K - 5.600 K



## TECHNICAL SPECIFICATION

### LIGHT SOURCE

- Source: 91x3W high-power white LED
- CCT: from 2.700K to 5.600K
- Luminous flux: (26° only TU) 3'696 lm; (26° only DY) 4'406 lm; (26°) 7'951lm @full
- Lux: (26° only TU) 1'289 lx; (26° only DY) 1'524 lx; (26°) 2'759lx @5 m full
- CRI: (only TU) 97; (only DY) 97,4; (@full) 95,4
- R9: (only TU) 91; (only DY) 96,2; (@full) 86,4
- TLCI: (only TU) 98; (only DY) 98; (@full) 98
- TM30 Rf: (only TU) >95,5; (only DY) >91,7; (@full) >93,2
- TM30 Rg: (only TU) >102,4; (only DY) >100,8; (@full) <103,2
- Source life expectancy: > 50.000 h

### OPTICS

- Beam angle: optional 5° / 10° / 14° / 19° / 26° / 36° / 50° / 70° / zoom 15°-30° / zoom 25°-50°
- Lens type: HD anti-reflection lenses with achromatic coating
- Focus: manual
- Other: see available accessories

### COLOUR SYSTEM

- Colour mixing: warm white + cold white

### DYNAMIC EFFECTS

- Shutter system: 3 layers blades system and fast rehabilitation of blade in case of out of frame blade
- Gobo size: B, outer: 86 mm - image: 64,5 mm - thickness: 1,1 mm
- Static mode: selection of static dimmer
- Manual mode: manual adjustment of dimmer and strobe
- Auto mode: built-in programs with execution speed adjustment
- Special features: HIGH mode, AUTO mode and SILENT mode fan management

## ACCESSORIES & RELATED PRODUCTS

9513FXWL03	Ass. 3x2.5mm TH07 cable, 16A 3p 230V CEE plug, MENAC3FXW socket, L.3 m
9533FXWL03	Ass. 3x2.5mm TH07 cable, SHUKO plug, MENAC3FXW socket, L.3m
958225L03	3x2.5mm TH07 Cable, 16A 3p PwCon MXW, 16A 3p PwCon FXW, L. 3m
C6002B	Slim aluminum clamp, 200kg loading, 48-51mm tubes, M10 bolt, Black
C6040B	Aluminum clamp for 28mm spigot, 200kg load, 48-51mm tubes, black
ECLLZ1530/2550	Optics for ECLFC/HD profiler, TPG incl., zoom 15°-30°/25°-50°
ECLPRGH	Gobo holder for ECL Profile fixtures
ECLPRIRIS	Iris accessory for ECL Profile fixtures
ECLPRL05/10/14/19/26/36/50/70BK	5°/10°/14°/19°/26°/36°/50°/70° PRL lens barrel for EclProfile fixtures, black housing

**EclProfile FWVW** is the Variable White version of the new generation of Ecl Profile LED ellipsoidals, offering linear CCT control from 2'700 K to 5'600 K. The **EclProfile FWVW** has been engineered in the same housing and optical design of the colour mixing versions and for those users who require higher brightness and quality on whites, offering a superior evenness and crisp focus of the new EclProfile range. The LED source has been selected to achieve the finest quality of whites, having high scores of CRI, R9 and TM30 and being ideal for applications like corporate events, advertising, exhibitions, among others.

## MAIN FEATURES

- Linear CCT control 2.700 K - 5.600 K.
- High lumen output and superior quality of whites (high CRI, TLCI, TM30).
- Silent operation and compatible with industry standard accessories.

## VERSIONS

Code	Housing
ECLFWVWBK	Black
ECLFWVWWH	White

### BODY

- Body: sturdy die-cast aluminium body
- Body colour: black

### CONTROL

- Protocols: DMX512, RDM
- DMX channels: 1 / 2 / 3 / 5 / 11channel
- RDM: RDM for remote monitoring and settings
- Display: Graphic User Interface
- Firmware upgrade: yes, via USB - DMX interface (UPBOX2) not included
- Master/Slave: for synchronised operation of more units linked in a chain

### ELECTRONICS

- Dimmer: linear 0 ~ 100% electronic dimmer
- Strobe / shutter: 1 - 25 Hz, electronic
- Display battery: self-charging battery backup
- Operating temperature: -10° ~ +45°
- LED Control: flicker free operation
- Selectable PWM: 600 ~ 25.000 Hz

### ELECTRICAL

- Mains power supply: 100-240V - 50/60Hz
- Max power consumption: 265W
- Output (at 230V): 11 units on a single power line
- Power factor: 0,97

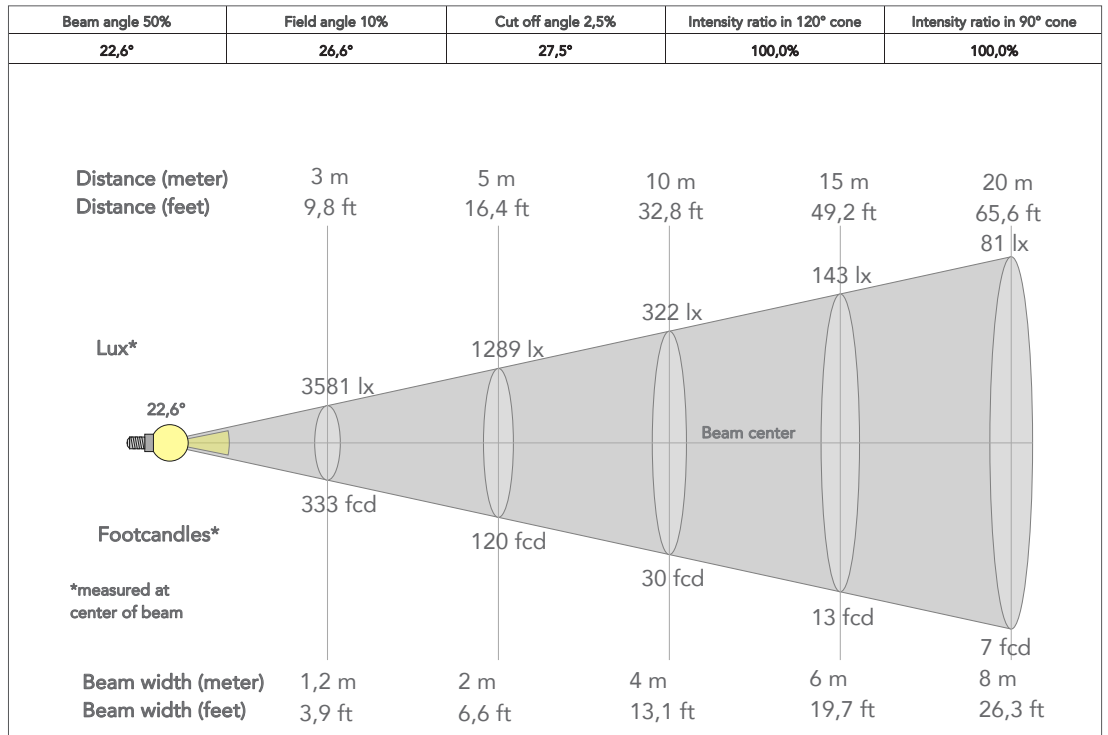
### PHYSICAL

- IP rating: 20
- Cooling: low noise fan
- Suspension and fixing: bracket for hanging and positioning
- Signal connection: Amphenol XLR 5p IN/OUT connectors
- Power connection: Neutrik powerCON TRUE1 IN/OUT connectors
- Dimensions (WxHxD): 265x259x540mm
- Weight: 7,3kg

ECLPRL05/10/14/19/26/36/50/70WH	5°/10°/14°/19°/26°/36°/50°/70° PRL lens barrel for EclProfile fixtures, white housing
ECLPRLZ1530/2550BK	Zoom 15°-30°/25°-50° PRL lens barrel for EclProfile fixtures, black housing
ECLPRLZ1530/2550WH	Zoom 15°-30°/25°-50° PRL lens barrel for EclProfile fixtures, white housing
ECLPRSEF1	Soft edge filter and holder kit for ECL Profile fixtures
ECLPRTPG	Gel filter frame for ECL Profile PRL lens barrel, comp. with 19°,26°,36° and 50°
FCLECLPR	Flightcase to contain 8 pcs ECLFS or ECLCTPLUS with lenses 19°,26°,36°,50°
RSR0630B	Steel security cable for hanging bodies, inox steel shackle, L=60 cm, black
TOUR53415L03	Dmx cable HC5340. CANCEMXX XLR 5p->CANCE5FXX XLR (f) 5p, L.3m
UPBOX2P5	Firmware uploader kit, USB IN, 5-pin XLR DMX OUT

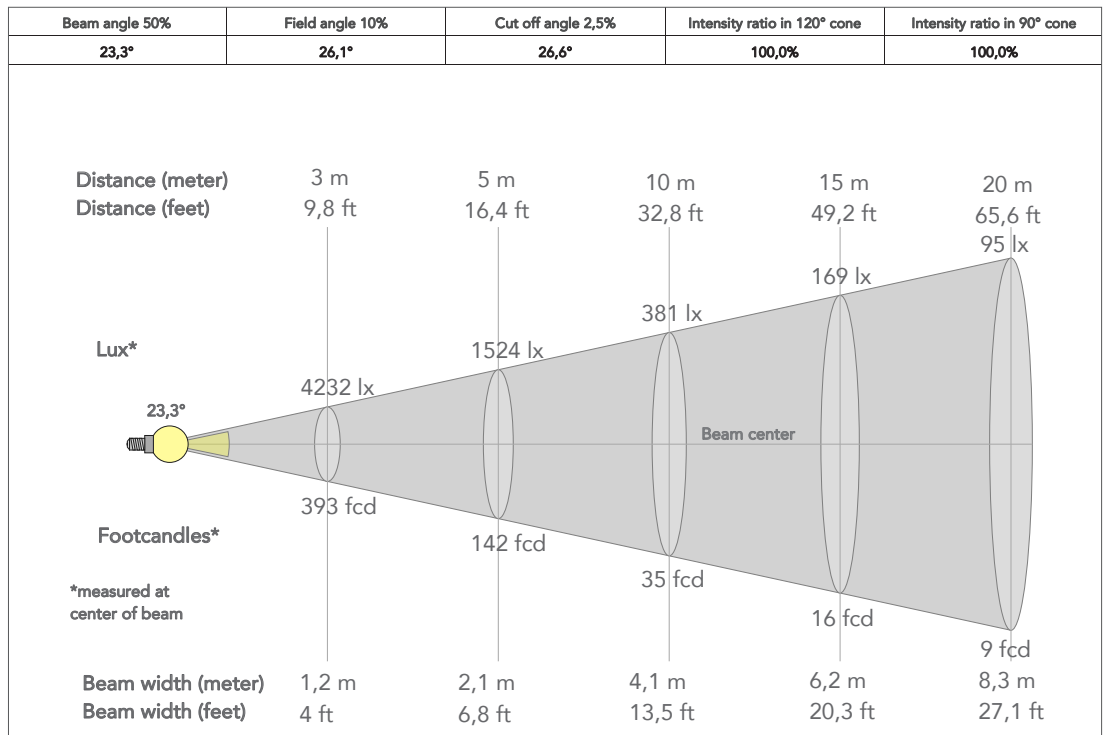
**PRESET FULL ON (TU)**

Beam angle 50%: 26°

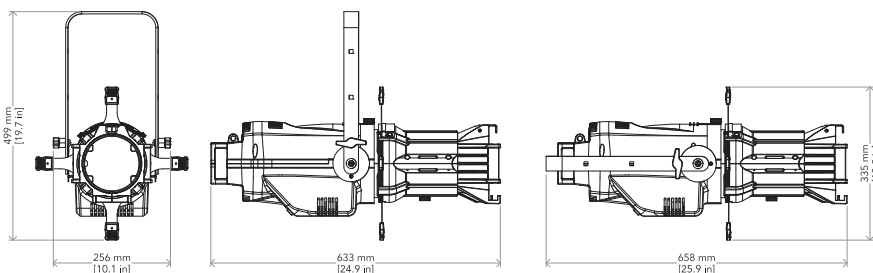


**PRESET FULL ON (DY)**

Beam angle 50%: 26°



**TECHICAL DRAWINGS**



For more product info and downloads visit our website

