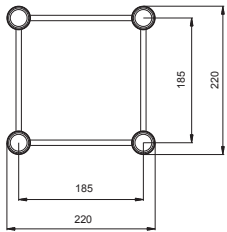
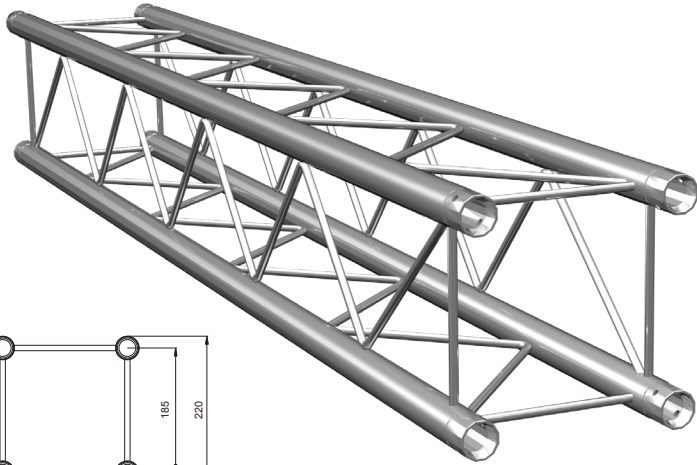




SQ22

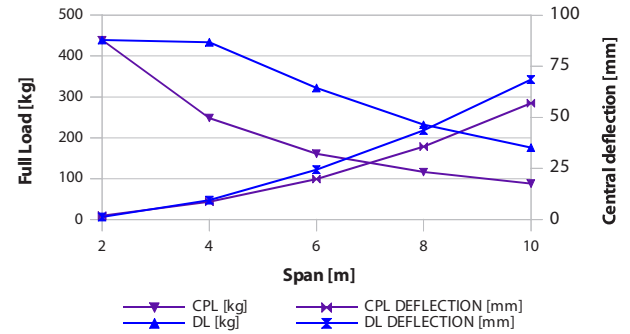
Square section aluminium truss with 22cm long sides

- Lengthwise: extruded tubes, Ø 35x1,5 mm 6082 T6
- Diagonal: extruded tubes, Ø 8mm 6082 T6
- Plate: conical quick-lock connectors
- Fast connection kit FCQ3 included



Variants

Code	Tube (mm)	Diagonal (mm)	W (cm)	H (cm)	D (cm)	Weight (kg)	Volume (mc)
SQ22050	35x1.5	8	50	22	22	1.60	0.024
SQ22100	35x1.5	8	100	22	22	2.90	0.048
SQ22150	35x1.5	8	150	22	22	4.1	0.073
SQ22200	35x1.5	8	200	22	22	5.3	0.097
SQ22250	35x1.5	8	250	22	22	6.40	0.121
SQ22300	35x1.5	8	300	22	22	7.8	0.145
SQ22350	35x1.5	8	350	22	22	9	0.169
SQ22400	35x1.5	8	400	22	22	10.4	0.194



Distributed Load



Centre Point Load

SPAN [m]	Distributed Load			Centre Point Load	
	Point load [kg/m]	Full load [kg]	Central deflection [mm]	Full load [kg]	Central deflection [mm]
2	219.5	439	1.2	439.1	1.9
4	108.4	433.6	9.5	248.5	8.7
6	53.7	322.2	24.4	161.1	19.8
8	29	232	43.6	116	35.7
10	17.6	176	68.5	87.9	56.9



Included

FCQ3

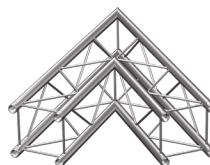
Quick connection, 4 spigots, 8 pins, 8 safety spring, SQ22



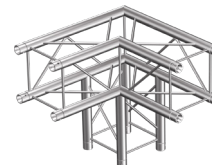
Joints

Variants

Code	Type	Way (nr)	Angle	Orient.	Vertex	W (cm)	H (cm)	D (cm)
SQ22L2045	L2	2	45°	-	-	50	22	50
SQ22L2060	L2	2	60°	-	-	50	22	50
SQ22L2090	L2	2	90°	-	-	50	22	50
SQ22L2120	L2	2	120°	-	-	50	22	50
SQ22L2135	L2	2	135°	-	-	50	22	50
SQ22L3	L3	3	90°	-	-	50	22	50
SQ22T3	T3	3	90°	-	-	50	50	50
SQ22X4	X4	4	90°	-	-	50	50	50
SQ22T4	T4	4	90°	-	-	50	50	50
SQ22T5	T5	5	90°	-	-	50	50	50
SQ22K8	K8	6	90°	-	-	22	22	22



SQ22L2045




SQ22L3



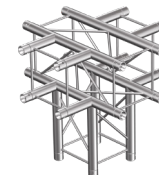
SQ22T3




SQ22X4



SQ22T4



SQ22T5



SQ22K8

Circular Trusses

Variants

Code	Orient.	Vertex	D.Ext (cm)	D.Int. (cm)	H (cm)	D (cm)	Weight (kg)	Arch num
SQ22C200	-	-	200	156	22	22	7.90	4
SQ22C300	-	-	300	256	22	22	12.30	4
SQ22C400	-	-	400	356	22	22	16.60	4
SQ22C500	-	-	500	456	22	22	21	8
SQ22C600	-	-	600	556	22	22	25.40	8



Square section circular aluminium truss structure with 22cm sides

- Lengthwise: extruded tubes, Ø 35x2 mm 6082 T6
- Diagonal: extruded tubes, Ø 8 mm 6082 T6
- Plate: conical quick-lock connectors
- x4 Fast connection kits FCQ3 included



Optional accessories

FCQ3K8

Quick connection, 4 h/spigot, 4 pins, 4 safety spring, SQ22K8



SQ22FP

Aluminium ground base for square section trusses, SQ22 Series