
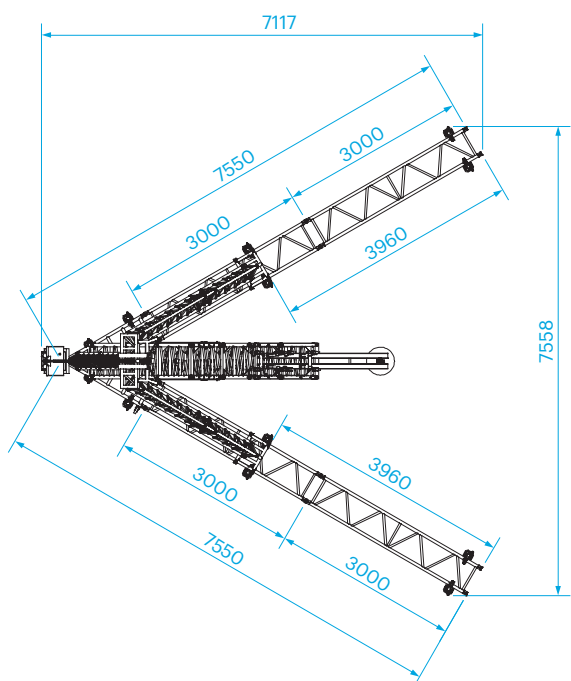
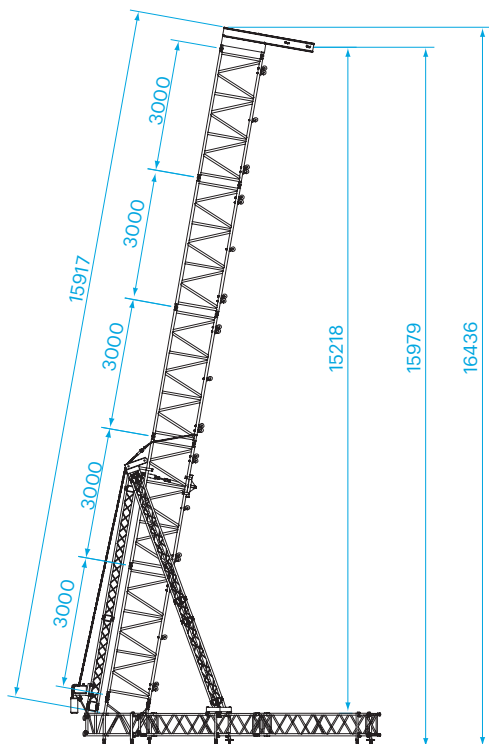


## PRODUCT DATA SHEET

The heavy-duty RT-B100RV has a loading capacity of 1800 kg and a maximum lifting height of 15,95 m. The RT-B100RV is based on B100RV truss with stabilisers of H30D truss. It has a self-weight of 695 kg. The legs of the V-shaped base can be levelled by means of screw jacks, which are attached to the side of the legs. After the base is placed, the mast can be built and erected using the hinges on the base.

The mast should be stabilised by means of the braces, which fix to the legs. After the system is levelled and ballast is applied, the load can be hoisted in position.

The sturdy and stable RT-B100RV rigging tower is a safe and suitable solution for all sorts of settings, like outdoor events, major public gatherings, and large stadiums.



### Legend

1 CORNER	RT-B100RV-C003
2 MAST SECTION	B100RV-L300
3 LEG SECTION	S52SV-L...
4 STABILISER SECTION	H30D-L...
5 TOP SECTION	RT-009-B100RV
6 MAST ATTACHMENT	RT-TOP

### Technical specifications - RT-B100RV - 2,3T

max. overall height	16,43 m
max. lifting height	15,95 m
max. loading capacity	1800 kg (3960 lbs)
max. surface load front	5 m <sup>2</sup>
max. surface load side	2,5 m <sup>2</sup>
truss sections	B100RV / S52SV
stabiliser	H30D
coupling system	CCS7 series / CCS6 series
alloy alu parts	EN - AW 6082 T6
ballast backside	2 x 2000 kg
ballast and outriggers	2 x 1100 kg
max. windspeed	20,7 m/s (46.3 mph)
system weight	695 kg (1530 lbs)