

User Guide

RGB/RGBW RF Remote Controller

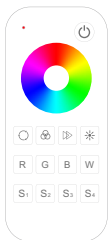
Feature

- Apply to RGB or RGBW LED controller, dimming driver or smart lamp.
- Ultra sensitive color adjustment touch wheel.
- Adopt 2.4GHz wireless technology, remote distance up to 30m.
- Each remote can match one or more receiver.
- Battery powered (2 x AAA).
- Operate with LED indicator light.


Technical parameter


- Output signal: RF(2.4GHz)
- Working voltage: 3VDC(AAA*2pcs)
- Working current: < 5mA
- Standby current: < 10 μ A
- Standby time: 2 years
- Remote distance: 30m
- Working temperature: -30 $^{\circ}$ C~55 $^{\circ}$ C
- Dimension: L122 \times W53 \times H17.5mm
- Weight: 60g

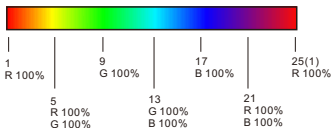
Key function





 : Turn on/off light.


 : Touch to change static RGB color.




 : Short press get 24 kinds static RGB color, long press for continuous static RGB color adjustment.








 : Short press run next dynamic mode, long press 2s run mode-cycle.

 : For dynamic mode, adjust mode speed, short press 10 levels, long press 2s get the default speed.
For static RGB color, adjust saturation, namely change current static RGB color to mixed white slowly, short press 11 levels, long press 1-5s for continuous 256 levels adjustment.

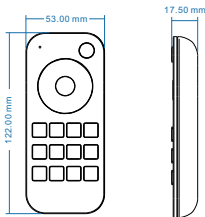
 : Adjust brightness, short press 10 levels, long press 1-5s for continuous 256 levels adjustment.

   : Short press get red, green or blue color directly.
long press 1-5s adjust R/G/B brightness continuously.

 : For RGB light, short press turn on/off white(RGB mix), long press 1-5s adjust saturation continuously, namely change current static RGB color to mixed white slowly.
For RGBW light, short press turn on/off W channel, long press 1-5s adjust W brightness continuously, namely change saturation by add white color slowly.

    : Short press recall the scene, long press 2s save the current color into S1/2/3/4.

Dimension



Operation

- When turn on light, the indicator display blue. when turn off light, the indicator display red.
- When touch the color wheel, the indicator will display the same color.
- When press or touch operation is invalid (If the light is off), the indicator display red.
- To extend battery life, no touch or press key operation after a few seconds, the touch wheel will enter sleep state, you need press any key to make touch wheel quit sleep state.

Match guide

Remote match with 2.4G RF controller, dimming driver or smart lamp. there are two kinds of method to match receivers.

• Use Match Key

Match with controller(with match key)

1. Match: Short press match key, within 5s, press on/off key of the remote.
2. Delete: Long press match key for 5s, delete all matched remote.

• Use Power-up

Match with controller(without match key), dimming driver or smart lamp

1. Match: Switch off the power, then switch on power again, short press on/off key 3 times on the remote quickly within 5s after power on, the link is done once the light blinks 3 times.
2. Delete: Switch off the power, then switch on power again, short press on/off key 5 times on the remote quickly within 5s after power on, the unlink is done once the light blinks 5 times.

Safety information

1. Read all instrutions carefully before you begin this installation.
2. When installing battery, pay attention to the battery positive and negative polarity.
A long time without the remote control, remove the battery.
When remote distance becomes smaller and insensitive, replace the battery.
3. If no response from the receiver, please re-match the remote.
4. Gently handle remote, beware of falling.
5. For indoor and dry location use only.